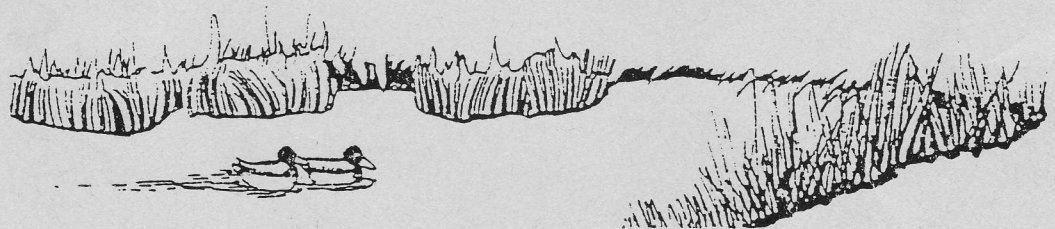


SARRATT PARISH COUNCIL



PARISH APPRAISAL



APRIL 1990


CHAIRMAN'S INTRODUCTION

This Parish Appraisal is a study carried out by Sarratt Parish Council. It is not a statutory plan which must be prepared by the local Planning Authority, but is a summary of the views and wishes of the local community.

The major benefit of an Appraisal is that it gives people the opportunity to express their ideas as to what they want locally. It also helps to highlight local assets and deficiencies. It may also suggest schemes to improve the amenities of the local environment which could be taken up by the Parish and District Councils.

This Appraisal is essentially a working document, summarising residents' views on 10 important subjects. Policies will be formulated, as far as is practicable, to reflect those wishes. I hope, therefore, that you will find it interesting reading. A great deal of time and effort has been put into the work, and the Parish Council are indebted to all who took part in so many different ways.

I N D E X



Family Life	2
Health	6
Open Spaces	7
Public Utilities	8
Recreation	9
Schooling	11
Shopping	12
Spreading Information	13
Traffic Problems	13
Transport	14
General Comments	16

Except where stated, percentages given are relative to the total number of forms completed, which was itself 76% of the number of forms issued. The Community Council for Herts recognise 60% as a minimum satisfactory response for a local survey, therefore 76% is well above average. 630 appraisals were distributed - 477 returned.

Comments show a No (-) if made on more than one reply

1. Family Life

a)

SARRATT BY AGE	
Years	No. of people
0 - 9	89
10 - 19	185
20 - 29	109
30 - 39	132
40 - 49	205
50 - 59	188
60 - 69	168
70 - 79	102
80 - 89	41
90 - 99	5

SPC Note: The age range 0 - 20 contains 274 persons and between 60 - 80, 270. This is in line with National Statistics.

STATISTICS BY AGE			
SARRATT		NATIONAL	
Age	%	Age	%
0 - 1	NIL)	0 - 4	6%)
1 - 9	7%)	5 - 9	6%)
10 - 19	15%)	10 - 14	6%)
			18%
20 - 29	9%)	15 - 24	16%)
30 - 39	11%)	25 - 34	15%)
40 - 49	17%)	35 - 44	14%)
			56%
50 - 59	15%)	45 - 54	11%)
60 - 69	14%)	55 - 64	10%)
70 - 79	8%)	65 & Plus	16%)
80 - 89	3%)		
90 & Plus	Less than 1%		
			37%

SPC Note: This profile is very similar to the national figures.

Sources: Sarratt - Appraisal 1990
National - OPCS Estimate 1989

1. Family Life (contd.)

How long has each member of your household lived in the Parish?

Years	No. of <u>People</u>
0 - 1	4
1 - 9	486
10 - 19	270
20 - 29	154
30 - 39	76
40 - 49	39
50 - 59	29
60 - 69	31
70 - 79	16
80 - 89	5
90 - 99	0

	YES	NO
b) Have any of your household moved from the Parish to get their own homes?	32%	65%
c) If you answered YES to b), would they have preferred to remain in the Parish? (Percentage of Yes replies to b) above)	53%	47%
d) (i) Are there any members of your household looking for a separate place to live within the Parish?	10%	82%
(ii) Are they doing this through the local council housing list? (Percentage of Yes replies to d)(i) above)	50%	50%
e) (i) Do you hope to continue living in the Parish?	90%	5%
(ii) What are your reasons for your answer to e)(i)?		

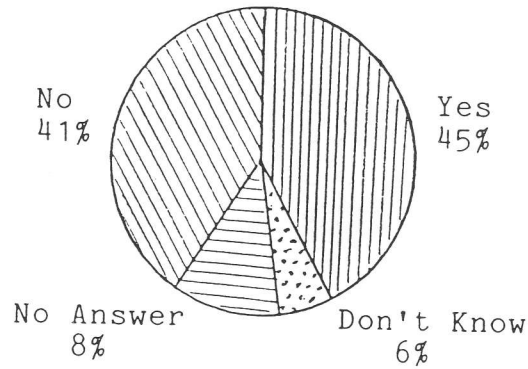
COMMENTS

1.e)(ii): Of those wishing to stay in the Parish, 9 out of 10, most (121) said they were generally happy, others specifically mentioned, the sense of community (94), local friends (22) or house and garden (10). To live in beautiful countryside yet with access to shops (14), London and other towns (19) and road networks (25), gives Sarratt exceptional appeal. For some people Sarratt is the birthplace, family home (56), or workplace (12). School (10), Church (3) and Village Hall were also specifically approved, the School especially being thought essential. Some outlying parishioners (2) complained that the parish is too village-orientated.

Of those wishing to leave, 2 had family reasons, 2 job reasons, 5 found property too expensive and 1 too large now, and 5 mentioned motorway noise. For 1 it was too quiet, for 3 getting over-developed, and 4 preferred Chipperfield.

1. Family Life (contd.)

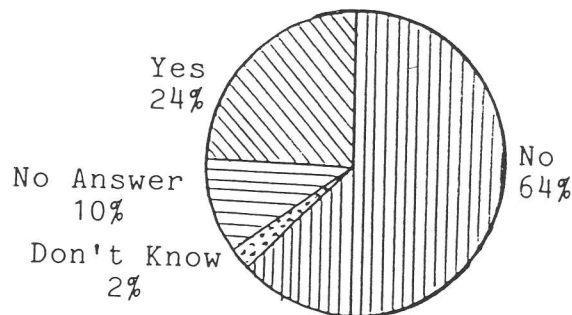
f) (i) Is more housing needed in the Parish?



(ii) If you answered YES to question f)(i) please indicate the types of housing needed by marking the appropriate types listed below:- (Percentage of Yes replies)

Smaller family	33%	Rented council	38%
Low Cost for locals	73%	Rented private	12%
Elderly Peoples	38%	Private purchase	25%
Single Peoples	18%		

g) Is there a need for commercial development in the Parish?
e.g. Cottage Industries.



1. Family Life (contd.)

COMMENTS

1.f)(i):

Against Development: 55% of Comments

"Keep Sarratt Unchanged"

The small size of the community is vital to its character; Bovingdon is an awful warning (3). Strict planning controls and adherence to Green Belt provisions are vital, against back-filling, building on agricultural land (12) and even barn conversions.

Limited Development: 26% of Comments


Careful and sympathetic development would keep the village alive. Moderate in-filling (2) of 3 - 4 houses suitable to a village (3), is possible in Sarratt and Chandler's Cross. Requests to divide larger houses should be approved. An important note was the use of the 2-bedroomed flats in Downer Drive, once full of young children, now always given on vacancy to an old person, making Sarratt an old people's village.

More Development: 19% of Comments

All comments emphasised small properties, and perhaps small businesses (see also 1.g)), and the need to keep the village young and reserve it from domination by executive housing.

A reasoned argument from one form is concerned that questions 1.f) and 1.g) are too slanted in favour of a "YES" answer, and makes the point that any development of either kind must be properly thought through and forward planned for the post-development phase, e.g. in its effect on traffic. "The cost of (any) further development would be a house, some fields, and the accompanying fauna and flora and wildlife habitats ... When Green Belt land is used for building it is lost to future generations forever".

A large number of those in favour of commercial development qualified this with "country cottage industry" or small workshops only.



2. Health

	YES	NO
a) (i) Are you satisfied with the local Health/ Social Services facilities?	67%	20%
(ii) If not, what does your household miss?		

COMMENTS

2.a)(ii)

7 Felt the Social Services "worse than useless", 2 wanted more for the elderly.

The Police were criticised for inadequate control, greater cover and mobility is required; especially against speeding traffic (13) and inconsiderate parking, and cover for late evenings. Visitors cannot easily discover where the Police House is.

The visiting chiropodist is much missed (6). A nearer base for ambulance and fire services is desirable (4). Other general needs mentioned are reliable gas, electricity and bus services.

	YES	NO
b) (i) Are you satisfied with the facilities available within the Parish for people with disabilities?	36%	16%
(ii) What additional facilities are needed? (See Comments)		

COMMENTS

2.b)(ii)

The list of desired additional facilities for the disabled includes:

- Bus Improvements - reliability, regularity, Sunday buses, evening dial-a-ride, wheelchair facilities.
- Ramps to pavements, halls and pubs, and a level pathway through the village (see also 4.a)).
- Swimming provision.
- A club for the disabled.
- Medical provisions - a "one centre" clinic, more of the valued district nurses, a better home help scheme.
- Visits from welfare officers, help with shopping, a neighbourhood watch, encouragement of voluntary helpers.
- A public toilet with disabled facilities (3).

People would like to see more general awareness of the problems of the disabled, and more help for carers.

3. Open Spaces

a)	Do members of your household:-	Sometimes	Regularly	Never
	(i) Use the public footpaths in and around the Parish?	48%	51%	3%
	(ii) Use the bridleways and riding routes in and around the Parish	22%	15%	57%

b)	Does your household value the common land?	YES	NO
		94%	1%
c)	Does your household take a personal interest in keeping common land tidy?	85%	9%

COMMENTS

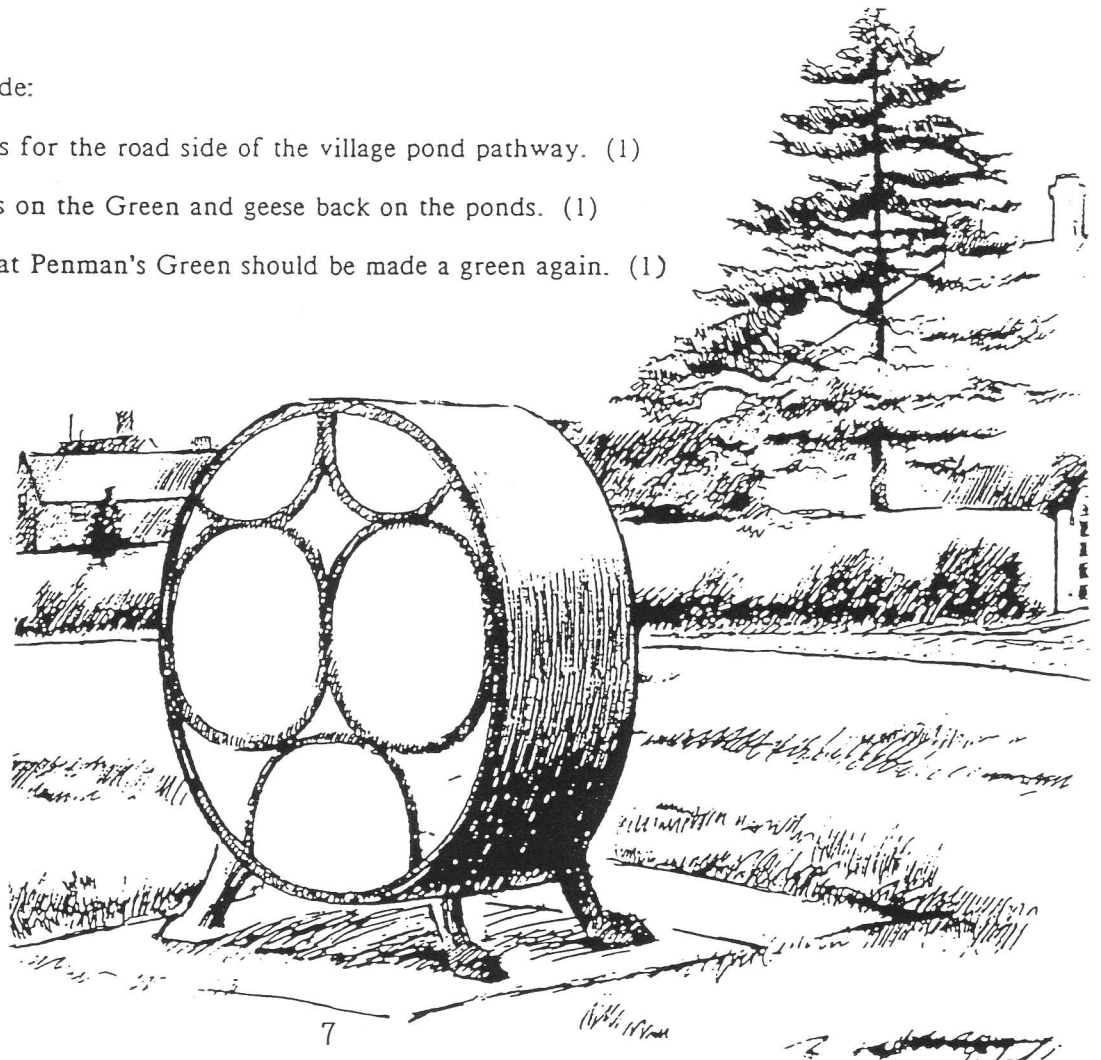
3.a)

Suggestions include:

Railings for the road side of the village pond pathway. (1)

Flowers on the Green and geese back on the ponds. (1)

And that Penman's Green should be made a green again. (1)



4. Public Utilities

Do you think that the following Public Utilities could be improved?

	YES	NO		YES	NO
Road drainage	49%	14%	Refuse collection	21%	27%
Road sweeping	27%	25%	Bus shelters	26%	23%
Verge Cutting	46%	19%	Hedge cutting	47%	19%
Other (Specify)	Below				

COMMENTS

Road Drainage: There are several criticisms of the "slimy" village pond, blaming drainage from the road; mention of flooding in Bottom Lane and Dawes Lane and the Red Hall Lane/York House School section of Sarratt Road; and of a poor soakaway in Deadmans Ash Lane; a call to re-dig and re-use roadside ditches, and clean out gullies.

Verge Cutting: Equal comments about inadequate cutting and too much cutting. A request for cutting on Commonwood Common.

Road Maintenance: There was particular mention of road signs: that there are too many; that "rural" wooden signposts are preferred to black and white 'urban' ones; and that they could be cleaned by voluntary labour. Road markings (e.g. Bucks Hill) and cats' eyes need regular maintenance, and there are complaints about ugly street lamps and the slow clearance of dumped cars.

Refuse Collection: Particular suggestions include a skip once a quarter, a bottle bank, more litter bins, and provision for separating different materials for recycling. There are complaints of rubbish tipped in Deadmans Ash, and of litter in roadside hedges, described as appalling.

Hedge Cutting: This is particularly needed on the stretch between Sarratt Hall and Belsize; also at the junction of Templepan Lane and Chandler's Lane where there is fast traffic. There are requests that hedges be laid in preference to mechanical 'slaughter'; that hedge trimmings be collected, and warnings given of hedge-cutting work. Lorries damage overhanging trees, and vice versa.

Footpaths: Maintenance is requested for the top of Little Windmill Hill, for the Deadmans Ash/Playing field path, and generally. There is a request for stiles accessible to the disabled.

Pavements: Provision is requested for the rest of Church Lane (8) and between Belsize and Chipperfield. There are requests for levelling of walkways through the village, and for gritting in snow.

Street Furniture: There are requests for more street lighting (3), for no street lighting, and for marginally more lighting round the Green and outside the Village Hall. Also for more seats, for a bus shelter outside The Boot, and to restore the former post box on Deadmans Ash corner.

5. Recreation

a) Do, or will your under 18 year old children, use the following facilities:-

Brownies	16%	Play School	13%
Cubs	13%	Scouts	14%
Football	13%	Swimming Pool	31%
Guides	10%	Tennis	26%
Playing Field Equipment	31%	Youth Club	26%

These percentages relate to the 274 under 20 year olds declared on page 1.

b) Playing Field:-

(i) Does your household use the sports facilities at the King George's Playing Field?	YES	NO
	24%	62%

(ii) If so, which facilities: (See Comments)

(iii) Are there any other sports that should be catered for?

Bowls 8%

Badminton 3%

COMMENTS

5.b)(ii) and (iii)

5.b)(ii) This question did not elicit details of frequency of use.

The tennis courts (50) and playing field equipment (48) were those most mentioned; and bowls (40) by far the most frequently mentioned new facility, 21 sports were suggested, some of which already exist. One comment pointed out "Sarratt is not an island". The cricket and football clubs were criticised for not being sufficiently part of the village, and not coaching children.

The KGV Pavilion should be used more by the whole village, and have an early evening bar licence; and the Parish Clerk could have an office there.

Suggestions were for: Archery (1), Badminton (15), Bowls (40), Bowls (indoor) (3), Cricket (1), Croquet (1), Cross Country Running (1), Fishing (1), Golf (6), Ice Skating (2), Judo (1), Keep Fit (1), Mini-football (1), Putting Green (1), Roller Skating (1), Rugby (1), Skittles (1), Squash (12), Swimming Pool (adult) (12), Tennis Club (1) (present one is full), Over 60s Activities (1).

5. Recreation (contd.)

c)	Village Hall	YES	NO
	(i) Does your <u>household</u> use it?	56%	32%
	(ii) If so, for what:	See Comments	
	(iii) Is it the right size?	57%	18%
	(iv) Are the present facilities adequate?	45%	12%
	(v) If not, what would you like to have provided, bearing in mind the costs? See Comments		

COMMENTS

5.c)

These questions were badly framed.

5.c)(i) referred to households, not actual users. 5.c)(ii) provides no means of showing distinctions between most-used and least-used facilities. With the 80-strong W.I. recording only 40, the figures are meaningless. But the Village Hall is clearly very widely used, with Fairs and Jumble Sales (83), Meetings (53) and W.I.'s topping the list.

5.c)(v) Of those (75 out of 265 reported users) seeking improvements, 13 asked for redecoration/modernisation, 4 for improved lighting, 4 for quieter heating, 7 for improvements to the stage, 6 for heated toilets. There were 13 other detailed suggestions. Fencing and re-surfacing the car park attracted 9; it could then be used by the Play Group. There were more ambitious projects: a larger hall would attract shows and bands (but see 5.c)(iii); or a second hall or new complex to embrace other huts and make a full Social and Welfare Centre for the village.

d) Generally

(i) Please list any Village clubs (Sports, recreation, WI etc.) to which you and your household belong. (LIST A)

(ii) What new clubs would you support? (LIST B)

LIST A

Sports: Cricket, Darts, Football, Keep Fit, Riding, Snooker, Tennis, School-related: Sarratt Parents Association, Childrens: Mother and Toddler, Brownies, Cubs, Crossbearers, Guides, Play Group, Pony Club, Scouts, Youth Club, Adults: Allotments, Astronomical Society, Bellringers, Bridleways Association, British Legion, Church, Church Choir, Friendship Club, Horticultural Society, Local History Group, Mothers Union, Over 60s, Residents Association, Whist Drive, WI, Chess Valley Bridleways Assn., 200 Club, Parish Council, Parochial Church Council, Political Branch.

LIST B

Any Club (2), Any Children's Clubs (1), Junior Summer Club (1), Adult Social Club (7), Entertainment for the Elderly (1), Archaeology (1), Archery (1), Art (1), Badminton (10), Beavers (Junior Cubs) (2), Bowls (9), Bridge (3), British Legion ** (Club House damaged) (1), Computer Club (1), Cross-Country Running (1), Dog Training (on field) (1), Drama (4), Fencing (1), Fine Arts (4), Golf (2), Local History (4), Music (1), Operatic (1), Personal Development (1), Riding (1), Rugby (1), Sailing (1), Sports (Health) Centre (3), Junior Gym (1), Squash (4), Swimming for Adults (3), Tennis ** (1), Volleyball (1), Working Woman's Group (1), Yoga (evening) (1), Youth Club (older 14-18) ** (3)

** Those marked thus already exist

5. Recreation (contd.)

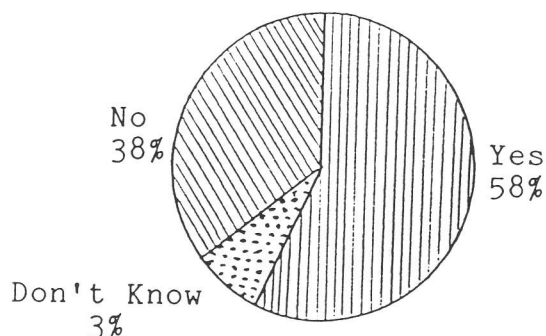
COMMENTS (contd.)

5.d)

Casual drafting and slipshod answering combined to rob these questions of much significance. There should have been a relationship between some of the answers to 5.d) and the use of the playing field (5.b)), but none showed, apart from the popularity of tennis. Among clubs asked for (36), 3 already exist!

6. Schooling

- a) (i) If you have children under 12 years old, do they, or will they, attend Sarratt JMI School? (89 households answered they have children under 12)



- (ii) If not, where do, or will they, go to school?

- b) Which Secondary School do you hope your children will attend?

COMMENTS

6.

Comments indicated that Sarratt JMI gives a good education and is an asset to the Village Community. 58% of households send children to Sarratt JMI. 60% of those specifying an alternative (6.a)(ii) to Sarratt JMI School chose a private school

The majority (57%) of secondary education pupils attend, or will attend, St. Clement Danes.

7. Shopping

a) Where does your household shop? (Top 10 only)

Watford	386
Village	321
Rickmansworth	215
Chorleywood	111
Kings Langley	105
Hemel Hempstead	92
London	20
Croxley Green	20
Chesham	16
Chipperfield	14)
Brent Cross	14)

COMMENTS

7.a): The statistics are impaired because the question did not distinguish between regular and occasional shopping. Some respondents listed many places.

b) How do you get there? No. of People

Car	403
Bus	79
Foot	45
Bicycle	20
Dial-a-ride	2

c) What other shops would you and your household like to see and use in the Parish? (Top 10 only)

Butcher	106
Chemist/Pharmacy	51
Hairdresser	27
Baker	24
Wet Fish	16
Coffee Shop/Cafe	15
Antiques	7
Delicatessen	6
Crafts	5
DIY Hardware	5
Specifically NONE	16



7. Shopping (contd.)

COMMENTS

7.c): The answers again showed some ignorance of the facilities which exist already. Of the 29 suggestions, 6 are already provided either locally or in mobile form. Others (e.g. a butcher -106 requests) did exist, but went out of business. 15 Would like a tea shop - see also General Comments. A village shop at Chandlers Cross might be widely used, especially by elderly people in Long Pightle mobile homes. A further 16 were against any more shops.

There were complaints about cleanliness and prices in existing shops, but a general hope that they would stay open.

8. Spreading Information

Please circle which local publications you read:

Watford Observer	79%
Spotlight	68%
Chipperfield News	25%
The Langley Gazette	20%

COMMENTS

8.

The replies indicate an average of 2 local publications per household. One comments that the village magazine needs to have more about the village than the Church.

9. Traffic Problems

If you think parts of the Parish suffer from car parking, road safety, heavy lorries, etc., please indicate the location and problem.

9. This question attracted the biggest response.

Listed are: 22 "speed" black spots, notably Church Lane;
27 "parking" black spots, notably Dawes Lane;
5 dangerous junctions at Dimmocks Lane (both ends), Red Lion Lane, Templepan Lane and the Plough crossroads at Belsize;
Heavy lorries are a bane on country roads, especially at Dawes Lane, North Hill and near Great Westwood quarry.

Remedies suggested include:

Speed limits enforced (29)
Mini-roundabouts at junctions (5)
Extension of 30 mph limit to Belsize
A weight restriction on North Hill/Church Lane (6)
Grids or sleeping policemen, especially on slip roads (14) at the Green, with parking on one side only.
A one-way system for Dawes Lane/Alexandra Road
Footpaths (pavements) at Red Lion Corner and the rest of Church Lane
Banning commercial vehicles (as in Watford), or any street parking from residential areas after dark.

10. Transport

a) Do any members of your household use public transport?

b) Please indicate how many people use:

Bus service 319	10%	Trains	42%
Bus service 352	36%	Ricky Shopper Bus 318	11%
Dial-a-ride	1%		

319 Goes once a day, Monday to Friday, Watford/Croxley Green, Chandlers Cross, Bucks Hill, Chipperfield, Kings Langley and Abbots Langley.

352 Goes daily except Sunday (approx. 2 hourly), Watford, Croxley Green, Sarratt, Belsize, Chipperfield, Bovingdon and Hemel Hempstead.

318 Goes twice a week to and from Mill End and Rickmansworth.

c) If anybody in your household uses the local bus service, please indicate the frequency and destination

Daily	18%	Monthly	11%
Weekly	47%	Rarely	25%
Main destination was Watford			

	YES	NO	Don't Know
d) Do you prefer the smaller buses now being run sometimes?	85%	14%	1%
e) Would your household use the buses more if they were frequent or reliable?	66%	34%	
f) Which services would your household use more?	352 and 319		
g) How many of your children would use public transport to go to school if available at reasonable cost?	84		

10. Transport (contd.)

h) How many members of your household commute to work?

Less than 10 miles	197	More than 20 miles	128
10-20 Miles	96	Sarratt	26

i) How many people are there in your household?

People per household	No. of Responses	%
1	76	16
2	199	43
3	64	14
4	87	19
5	30	6
6	8	2
7	2	Nil

j) How many vehicles?

How many vehicles	No of Households	% of Total
0	56	12
1	123	26
2	207	44
3	69	15
4	15	3
5	4	1
6	1	Nil

COMMENTS

10.

"The bus services are dreadful": More are needed in all directions for those without cars (See 10.j)); as are better time-keeping; week-end, Bank Holiday and (especially) evening services; a service to link with Chorleywood and Rickmansworth rail stations, especially in the evenings; a school bus to St. Clement Danes; and more bus shelters.

11. General Comments

If there are other matters which you feel are important for this appraisal, please comment here:-

SPC Note: Many of these comments have been made by individual households, and should not be given disproportionate weight.

Community Life:

Village Day was popular as a communal activity, the Fair less so. There should be conscious support - reverse discrimination - for the school, shops, churches and local functions, and more concern by sports clubs etc. for the 15-20 age range. And "Sarratt should be a working community, not a retirement ghetto or dormitory village".

Animals:

A number of comments on animals, particularly horses and dogs. The poop-scoop scheme should be extended (7) and dogs kept on leads everywhere (5).

Bridle Paths should be better marked and horses should keep off footpaths. There is need for riding access from Penmans Green to Chipperfield.

Miscellaneous:

There were individual complaints about clay pigeon shooting on Sundays (3), about noise from the M25 (2), about over-flying by aircraft (3), and about unsuitable window-dressing and litter outside a village shop. Also about the Fair, and about people who object to the Fair, and "newcomers who don't use local facilities". We need "a site where people can meet over a cup of coffee". We need young couples with children, who should not be forced out of the village by high housing costs.

